

Grosse Pointe Farms Boat Club

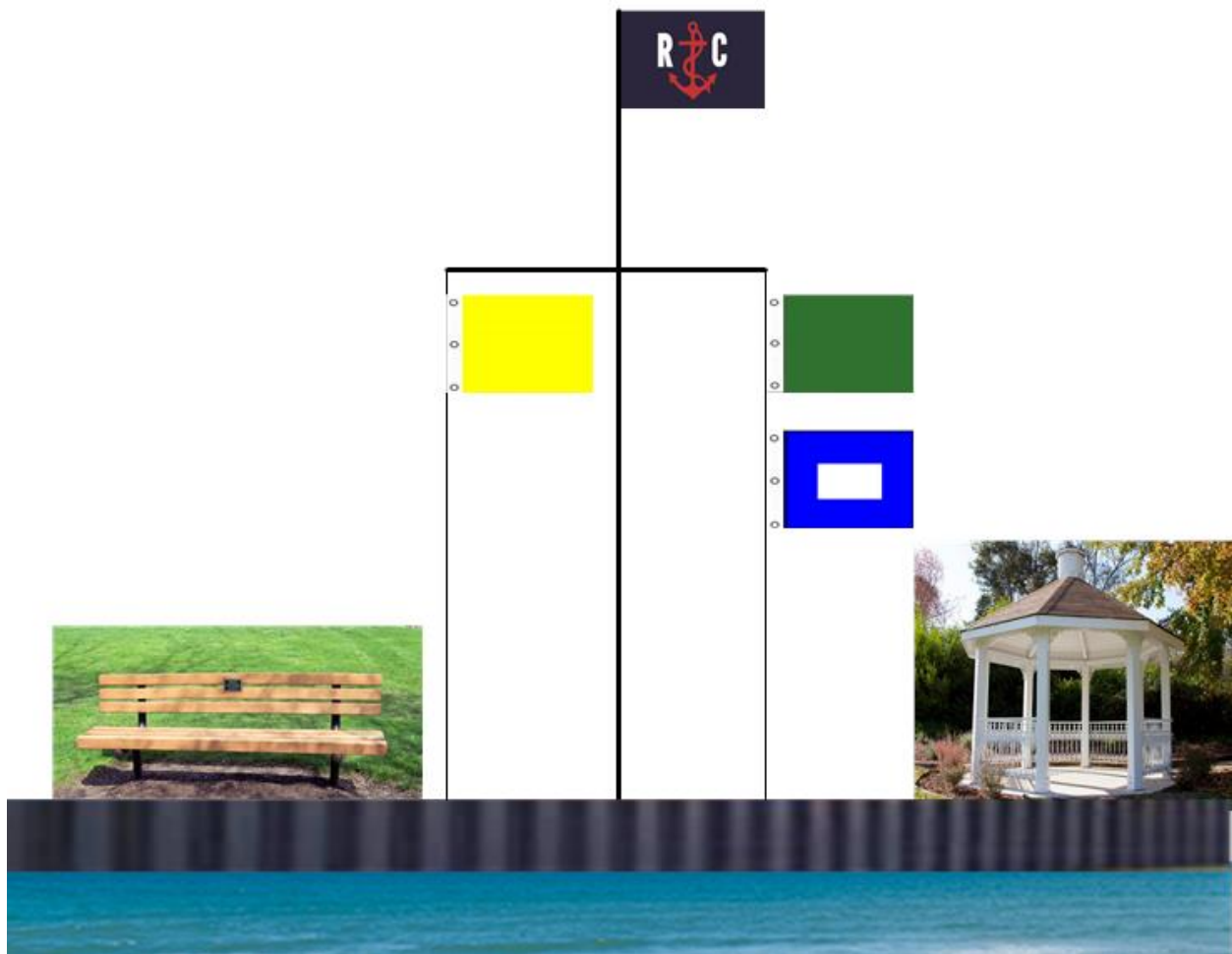
Race Committee Instruction

Manual




Signal Flags as Seen from the Water

































Course direction flags will be displayed on the right hand side of the yardarm, **as viewed from the water.**



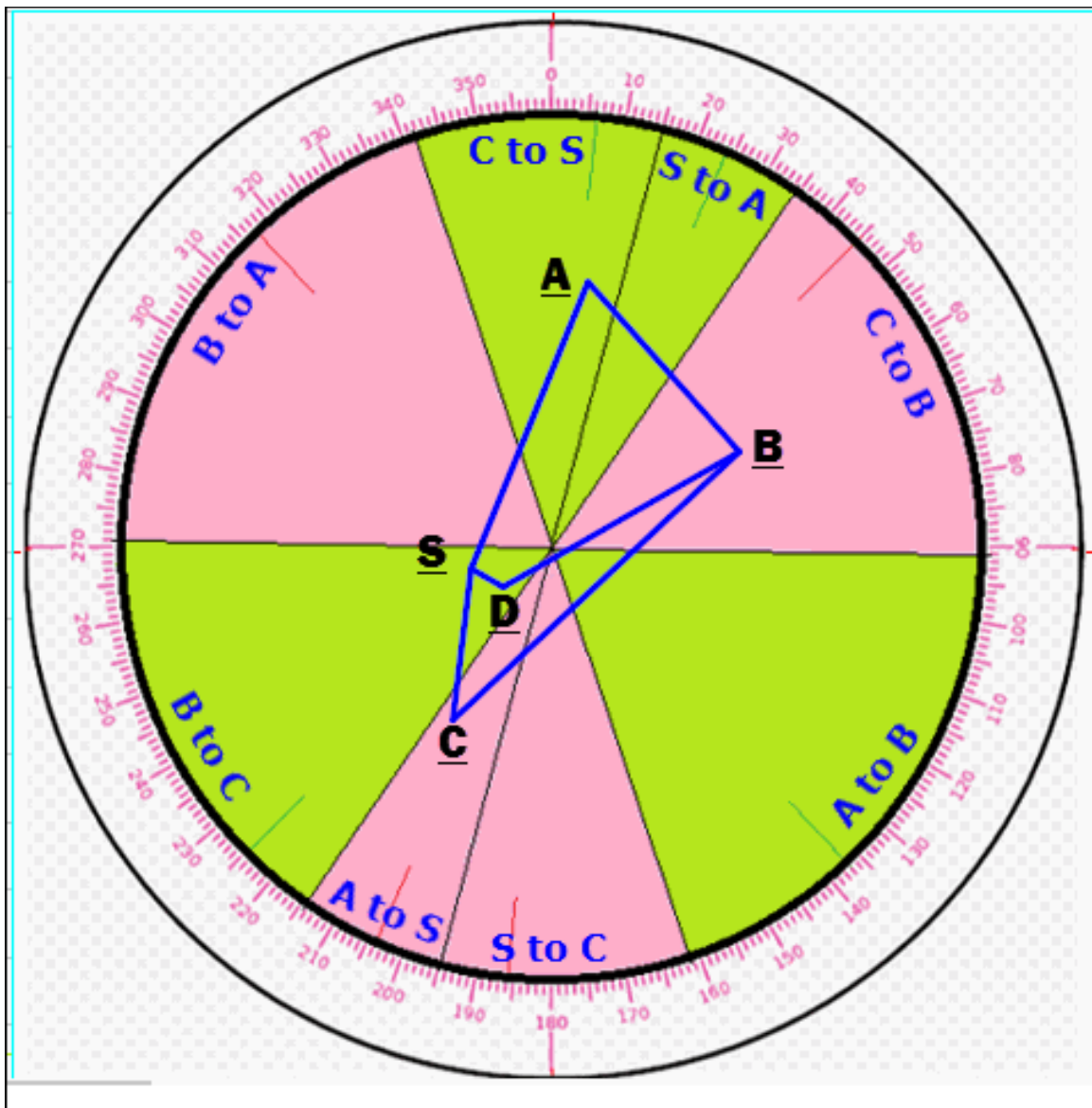
Class Start Sequence and Start Times

<u>Start #</u>	<u>Class</u>	<u>Class Flag</u>	<u>Start Time</u>
1.	 Cal 25	Blue	7:00
2.	 Nonsuch	Red	7:05
3.	 Catalina 27	Yellow	7:10
4.	 Spinnaker B Multi-Sail	Code Flag "M"	7:15
5.	 SPORT BOAT Multi-Sail	Orange/White	7:20
6.	 Spinnaker A Multi-Sail (TBD)	Green	7:25

Signal Sequence for Entire Race (Old)

VISUAL AND AUDIO SIGNALS FOR START SEQUENCES				
Time	Visual Signal	Sound Signal		
06:54	Course flags displayed Red--Marks left to Port Green--to Starboard Special white flag for JAM B and CAL 25	Six Horns 		Attention
06:55 Warning	JAM B Red Class Flag Up	 Gun 		5 Minutes to Start
06:56 Preparatory	P Flag Up 	1 Horn 		4 minute to Start
06:59	Preparatory Flag down	1 Horn 		1 minute to Start
07:00 Start JAM B	Red flag down, Blue CAL 25 flag up	 Gun 		0
07:01 Preparatory	P Flag up 	1 Horn 		4 minute to Start
07:04	Preparatory Flag down	1 Horn 		1 minute to Start
07:05 Start CAL 25	Blue flag down, Spin B "M" flag up	 Gun 		0
07:06 Preparatory	P Flag up 	1 Horn 		4 minute to Start
07:09	Preparatory Flag down	1 Horn 		1 minute to Start
07:10 Start SPIN B	"M" flag down, JAM A Yellow flag up	 Gun 		0
07:11 Preparatory	P Flag up 	1 Horn 		4 minute to Start
07:14	Preparatory Flag down	1 Horn 		1 minute to Start
07:15 Start JAM A	Yellow flag down, Orange/White SPORT BOAT flag up	 Gun 		0
07:16 Preparatory	P Flag up 	1 Horn 		4 minute to Start
07:19	Preparatory Flag down	1 Horn 		1 minute to Start
07:20 Start SPORT	Orange/White flag down, Green Spin A flag up	 Gun 		0
07:21 Preparatory	P Flag up 	1 Horn 		4 minute to Start
07:24	Preparatory Flag down	1 Horn 		1 minute to Start
07:25 Start SPIN A	Green flag down	Gun 		Done

Course Selection Based on Wind Direction

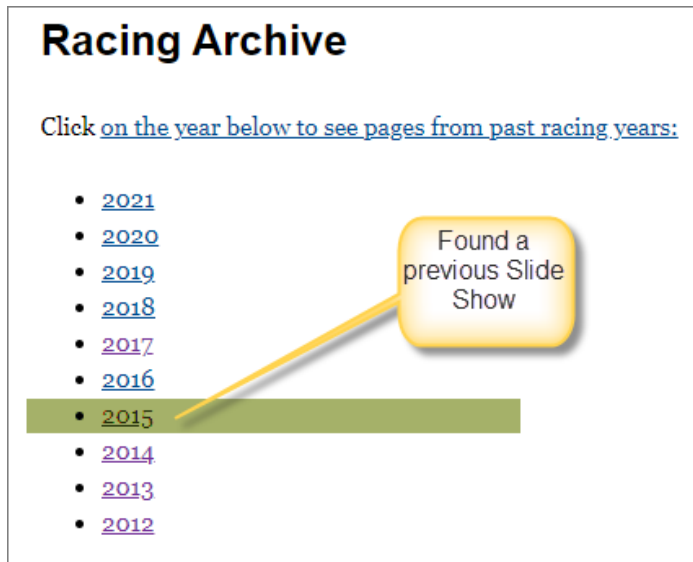


Course Suggestion Chart

Create a Slide Show on WordPress for WWW.GPFBC

Had no idea at first how to do it but I recalled seeing a previous slide show and picked through our Archives to find it.

I found it in 2015.

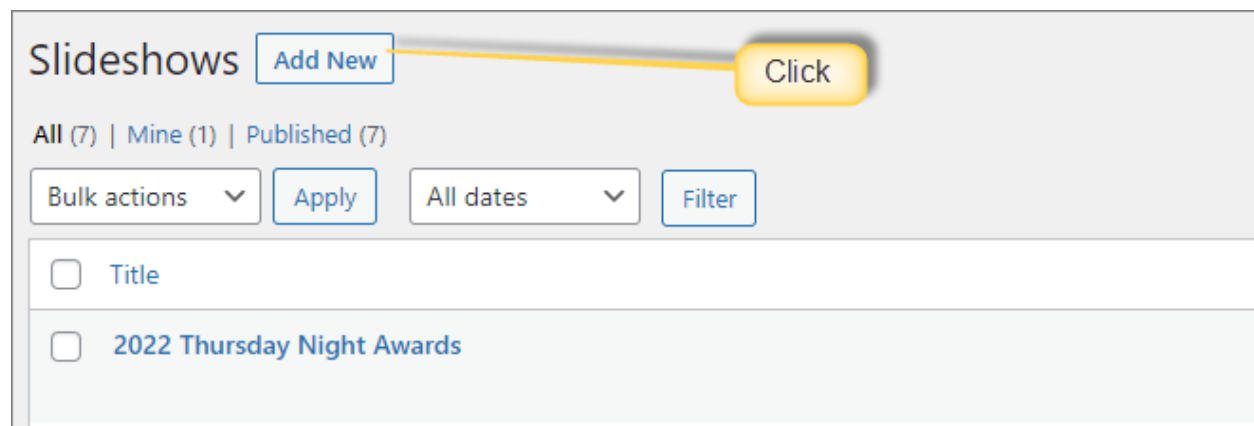
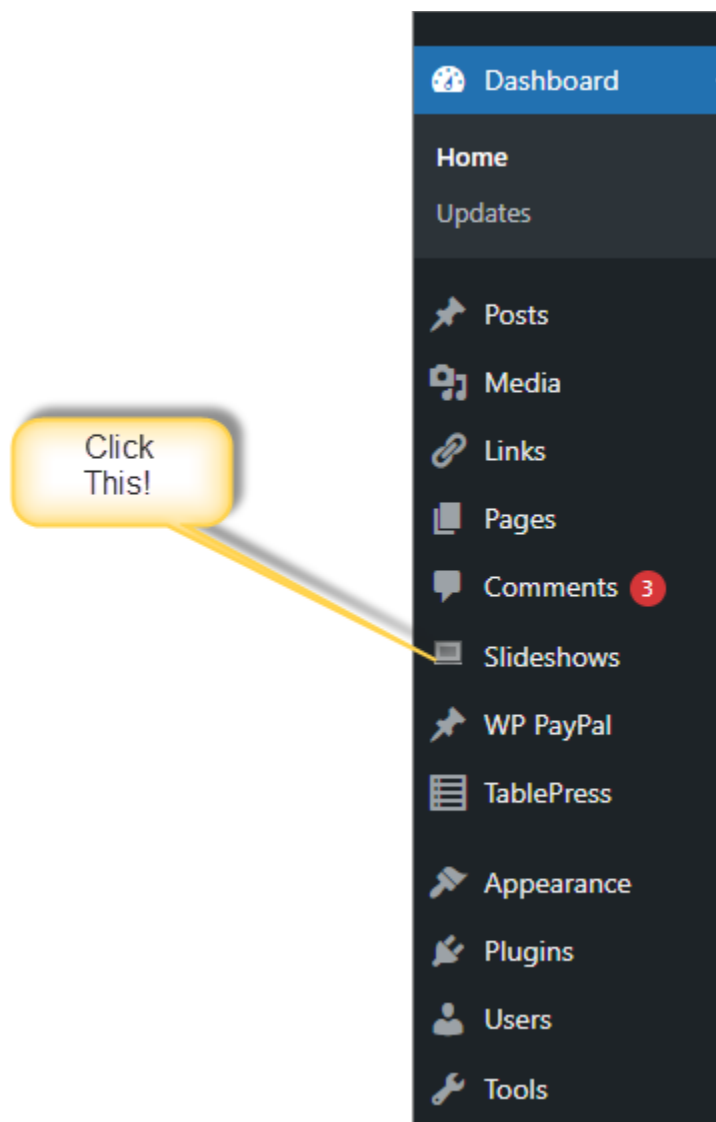


Searched for "2015" in "Pages" and opened it up to see how it was done.
Opened to edit "Races 2015". Found the following.



That is basically how it is incorporated.

Now, that you kind of know what is going to be implemented, create a slideshow



Add New Slideshow

Put a Title in

Upload Images

Upload and manage images

Add photos from your computer or other accessible source - click

Be sure to save your changes in the gallery uploader, then click "Save Draft" to update this page for further instructions.

Add media files from your computer

or choose file(s) from External Media

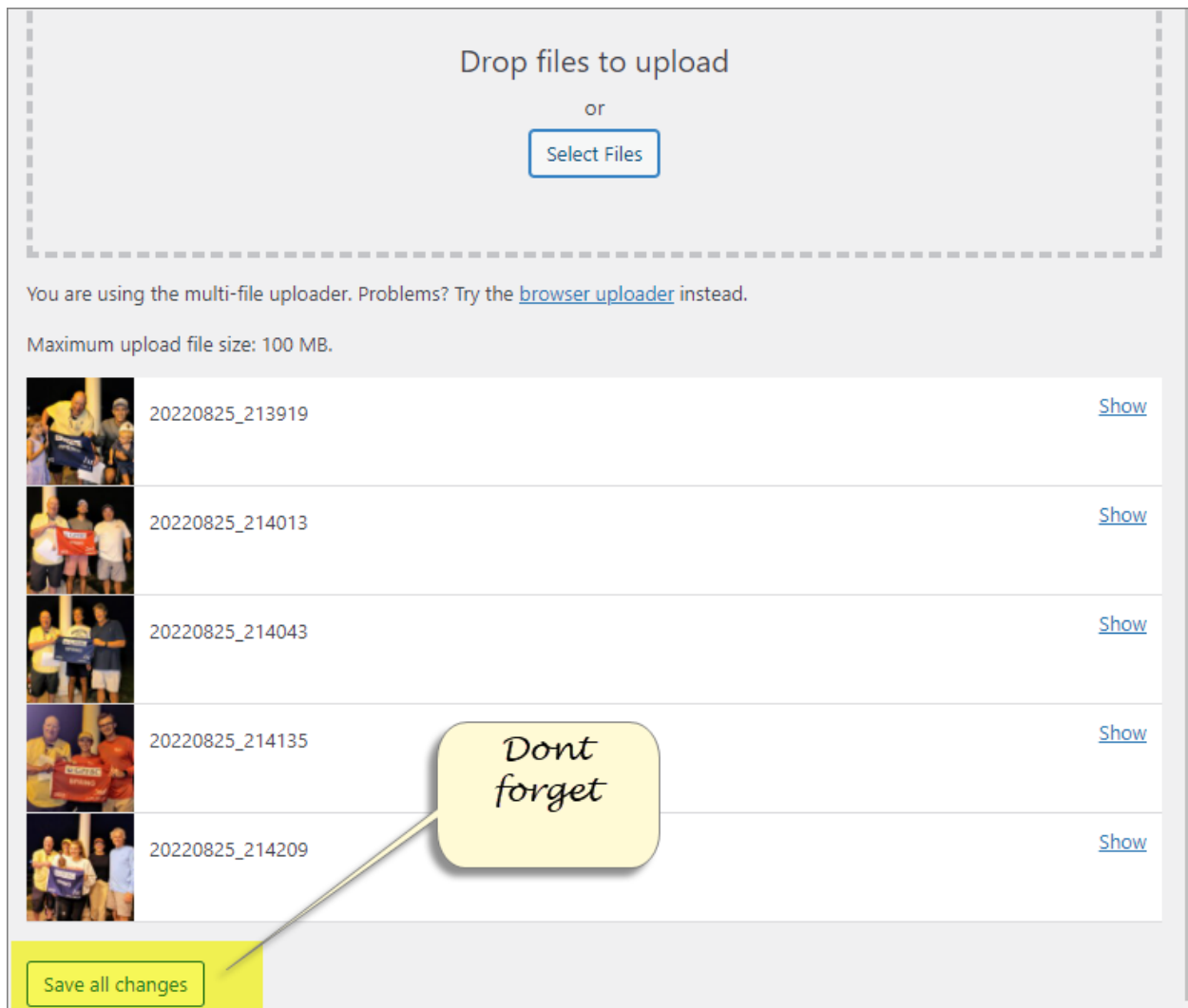
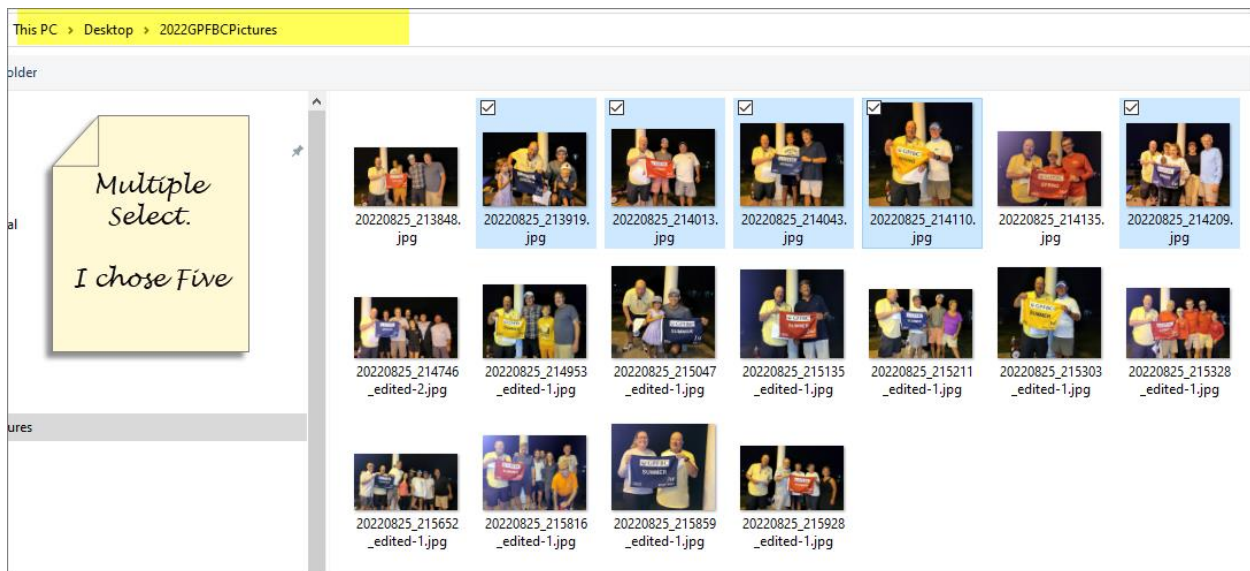
Import from Google Drive

Or

Drop files to upload

or

Select Files



Edit Slideshow
Add New

Put a Title in

Upload Images

Upload and manage images



Drag and drop to re-order

Instructions

To add this slideshow to a post, use the shortcode `[portfolio_slideshow id=7421]`. To add it to a widget, use slideshow ID 7421. To add it directly to a page, use the shortcode `<?php echo do_shortcode('[portfolio_slideshow id=7421]');?>`

To add a pop-up slideshow as a link to any post, use the shortcode `[popup-slideshow id=7421 text="text of link goes here"]`

Here is the reference you need to put it on a page

So our 2022 page...

- [August 18, 2022](#) **Revision Notes***
- [August 25, 2022](#) - Last Race and Awards Party **Revision Notes**
- ----- [Final Results for Summer Series](#)

[Summer Series Overall Results After Race 4*](#)

– Results after throw-outs. (Throw-outs are marked with an *)

Award party photo slide show (photos by Dave Morrow) [portfolio_slideshow id=7383]

Who'd
a
Thunk!

Update and voilà!

Cheers!

Steve

(586) 322-1077